



4th Annual Opioid Abuse and Heroin Overdose Solutions Summit
May 16, 2019
Burton Manor, Livonia, MI

Michigan HIDTA

Purpose, mission, services

High Intensity Drug Trafficking Areas



DRUG THREATS (CURRENT & EMERGING)



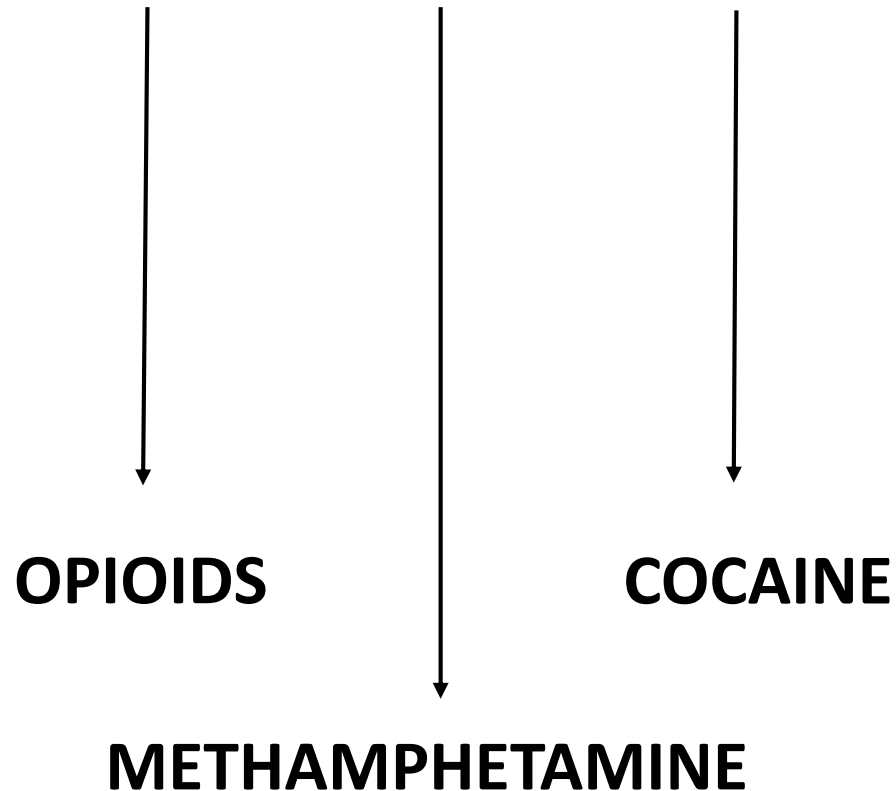
- **DRUG THREAT OVERVIEW**
- **DRUG OVERDOSE DATA**
- **DRUG SEIZURE DATA**

HOW LAW ENFORCEMENT DETERMINES CURRENT & EMERGING DRUG THREATS



- **ANALYZE DRUG USAGE DATA**
 - ❖ NEW USERS
 - ❖ PAST USERS
- **ANALYZE DRUG OVERDOSE DATA**
 - ❖ NUMBER OF OVERDOSES
 - ❖ LOCATION WHERE OVERDOSES OCCURRED
 - ❖ WHAT DRUG(S) CAUSED THE OVERDOSES
- **ANALYZE DRUG SEIZURE DATA**
 - ❖ TYPE OF DRUGS SEIZED
 - ❖ LOCATION WHERE DRUG SEIZED

THE TRIPLE THREAT



- **OPIOID EPIDEMIC**
 - ❖ **HEROIN**
 - ❖ **FENTANYL**
 - ❖ **Rx OPIOIDS**
- **COCAINE RESURGENCE**
- **METHAMPHETAMINE ON THE RISE**

THE THREAT (OPIOIDS)



- The numbers of **new heroin and Rx opioids users** continue to rise at very high levels, even as the quantities of prescribed Rx opioids begin to decrease.
- Heroin and Rx opioid **deaths** continue to rise, as supplies of
- Heroin supplies continues to increase
- But Rx opioid supplies are beginning to decrease.
- According to the CDC, approximately **50%** of the increase in **heroin-related deaths** after 2013 can be attributable to **increases** in deaths involving both **heroin and fentanyl**.
- **Mexican DTO's** are now dominating the **fentanyl and heroin** market in the United States just as they have operated in the past with cocaine and methamphetamine.
- From 2012 to 2017 – fatal overdoses involving **fentanyl and fentanyl-analogues** have increased by staggering numbers.
- The mixing of **fentanyl** with **other opioid drugs** has significantly increased overdose deaths

THE THREAT (COCAINE & METHAMPHETAMINE)



- **Cocaine once again flooding US market. Colombian coca production** more than tripled between 2012 and 2016 – reaching 910 metric tons of export-quality cocaine.
- In 2017, **cocaine and methamphetamine** seized by HIDTA drug units nationwide exceeded that of opioids (to include heroin).
- **The supply and demand for stimulants, both illicit (cocaine and methamphetamine) and licit (Rx stimulants), are rising at a more rapid rate than opioids** and have become an **Emerging Drug Threat** for the nation.
- **Drug Trafficking** of illicit stimulants (**cocaine and methamphetamine**) and **Rx stimulants** have both increased over the past seven years.
- Even though **methamphetamine** production via local meth labs is decreasing, Mexican drug cartel production of crystal **methamphetamine** is dramatically increasing and flooding the US market.
- **Mexican DTO's** dominates the **cocaine and methamphetamine markets** in the United States and currently dominates the fentanyl and heroin markets as well.

THE THREAT (COCAINE & METHAMPHETAMINE)



- **Overdose deaths** involving cocaine and methamphetamine are rising very rapidly
- The **rise in cocaine use** is also interacting with the opioid epidemic. **Fatal overdoses** involving opioids and cocaine increased **63%** from 2012 TO 2016.
- **Today's cocaine is now increasingly cut with multiple, highly toxic adulterants (cutting agents)**, causing numerous **medical consequences** such as: severe blood disorders, heart problems, kidney and liver disease, cancer, and ultimately death.

THE THREAT (DRUG MIXTURES)



Drug dealers lacing their product(s) with **fentanyl** is posing a significant threat.

Fentanyl has become a **driving force** behind the ongoing opioid crisis.

In fact, the [DEA](#) reports that, throughout 2018, **street drugs laced with fentanyl** flooded the drug market.

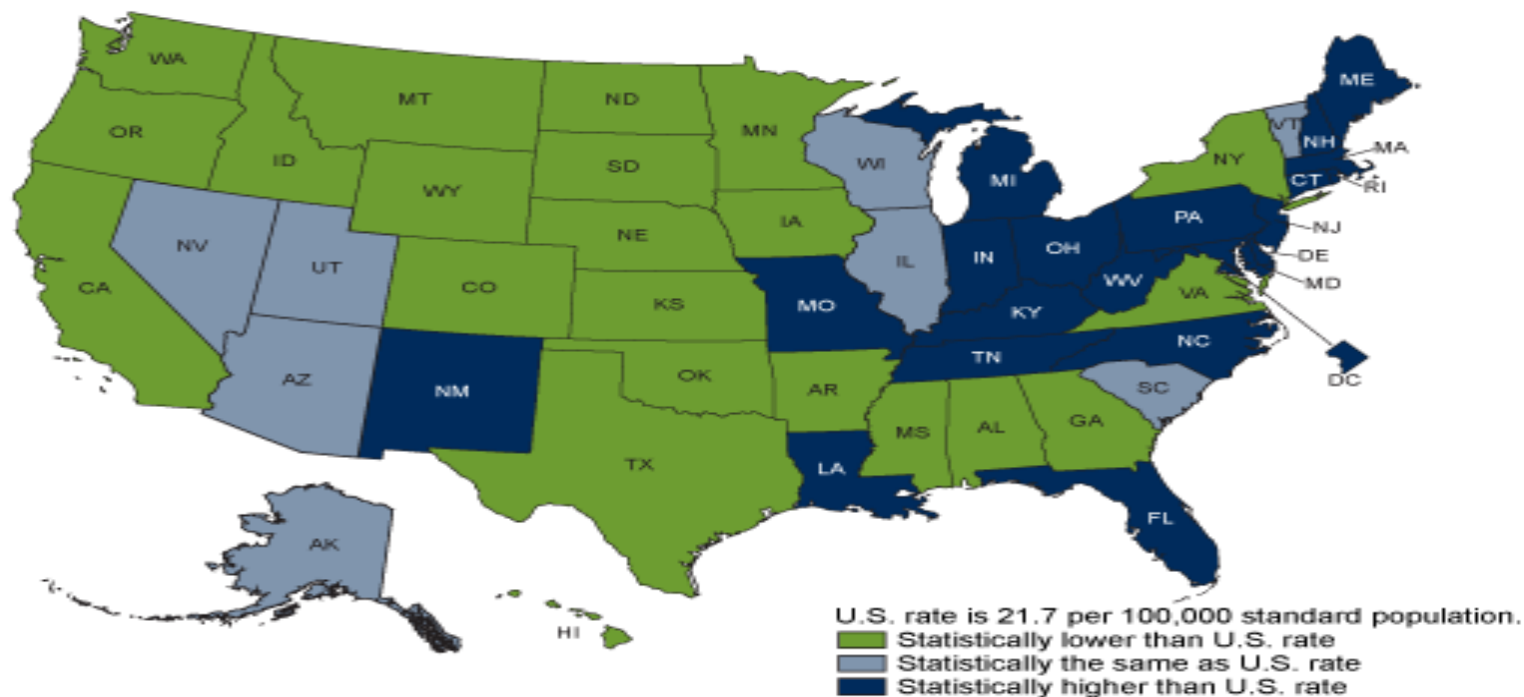
In many instances, **users are unaware** that the drug they are taking contains **fentanyl**

- Fentanyl-Laced Heroin
- Fentanyl-Laced Cocaine
- Fentanyl-Laced Methamphetamine
- Fentanyl-Laced Fake Prescription Drugs
- Carfentanil-Laced Heroin
- Heroin-Laced Cocaine (Speedball)
- Heroin-Laced with Fentanyl, Carfentanil, and U-47700 (Gray Death)



DRUG OVERDOSE DATA

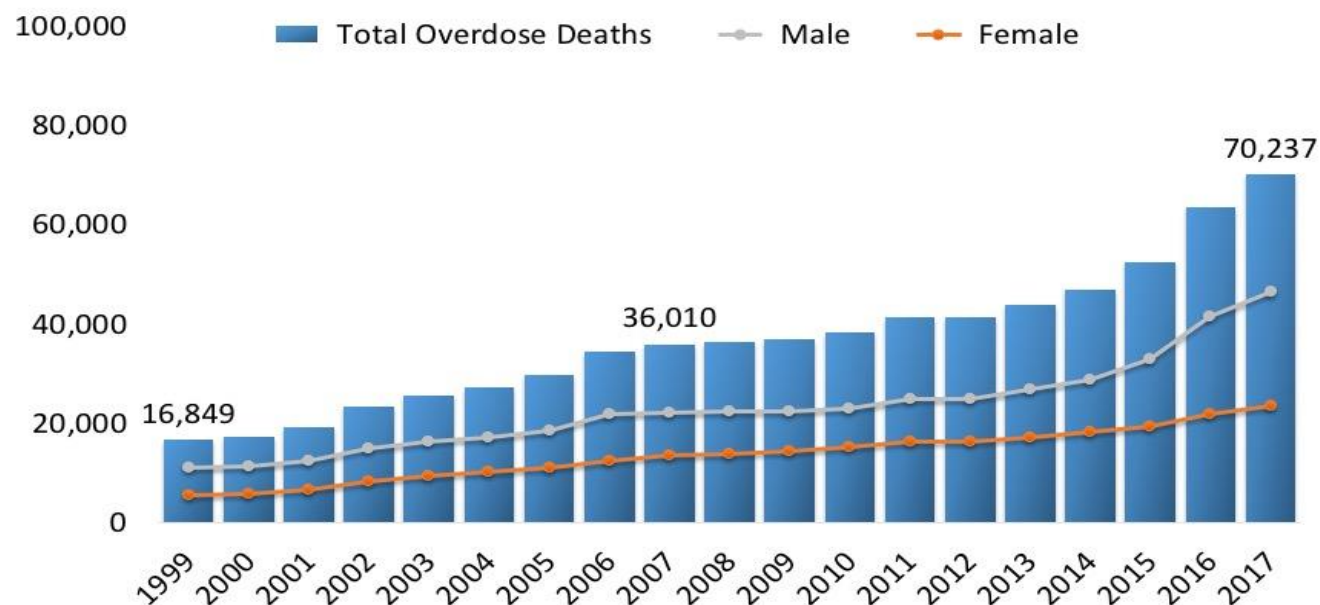
2017 U.S. AGE-ADJUSTED DRUG OVERDOSE DEATH RATES BY STATE



SOURCE: CDC, NATIONAL CENTER FOR HEALTH STATISTICS (2017: latest year info available)



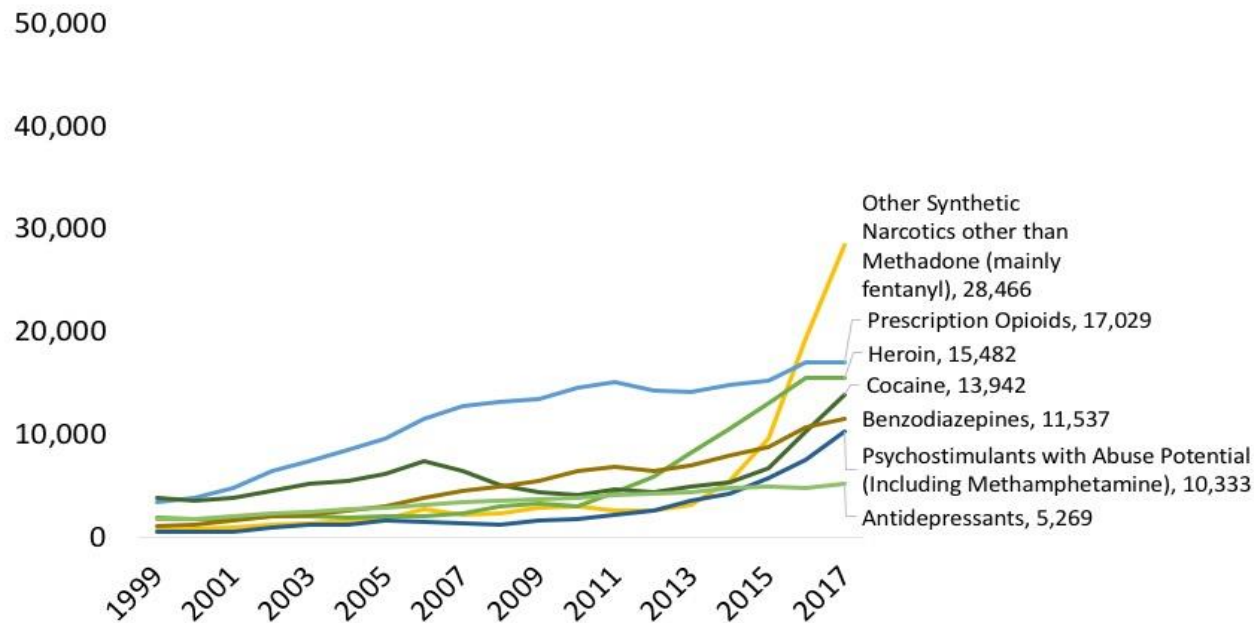
Figure 1. **National Drug Overdose Deaths**
Number Among All Ages, by Gender, 1999-2017



Source: : Centers for Disease Control and Prevention, National Center for Health Statistics. Multiple Cause of Death 1999-2017 on CDC WONDER Online Database, released December, 2018



Figure 2. **National Drug Overdose Deaths**
Number Among All Ages, 1999-2017



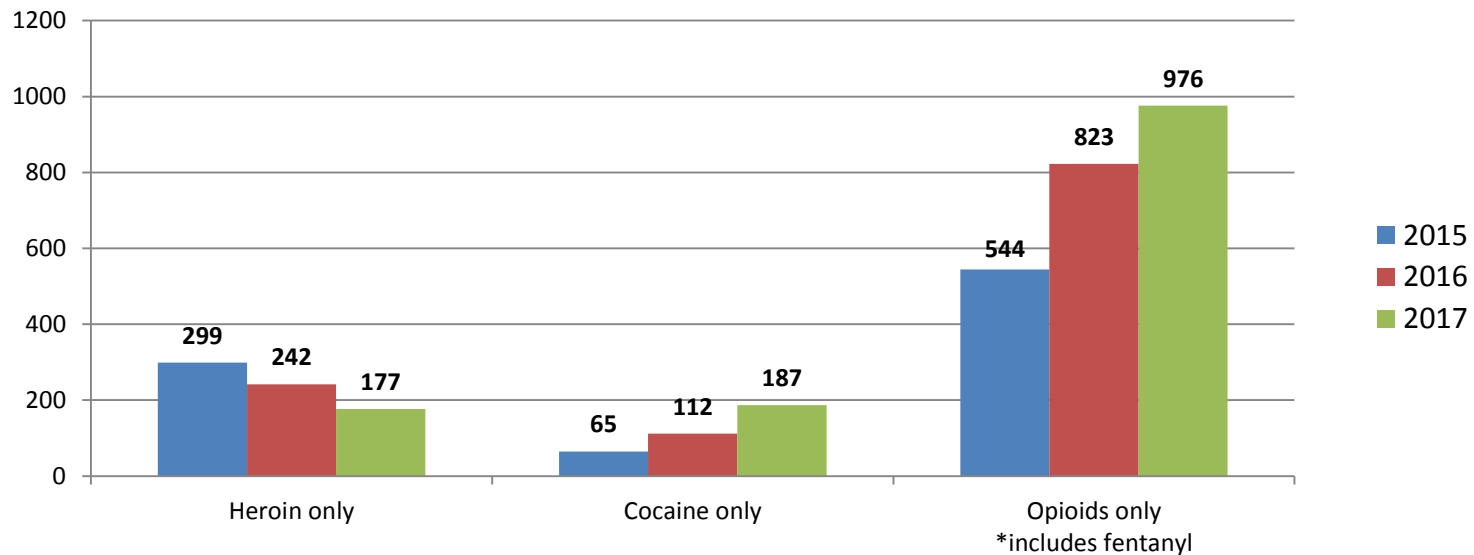
Source: : Centers for Disease Control and Prevention, National Center for Health Statistics. Multiple Cause of Death 1999-2017 on CDC WONDER Online Database, released December, 2018

MDHHS OVERDOSE DEATHS: 2015-2017



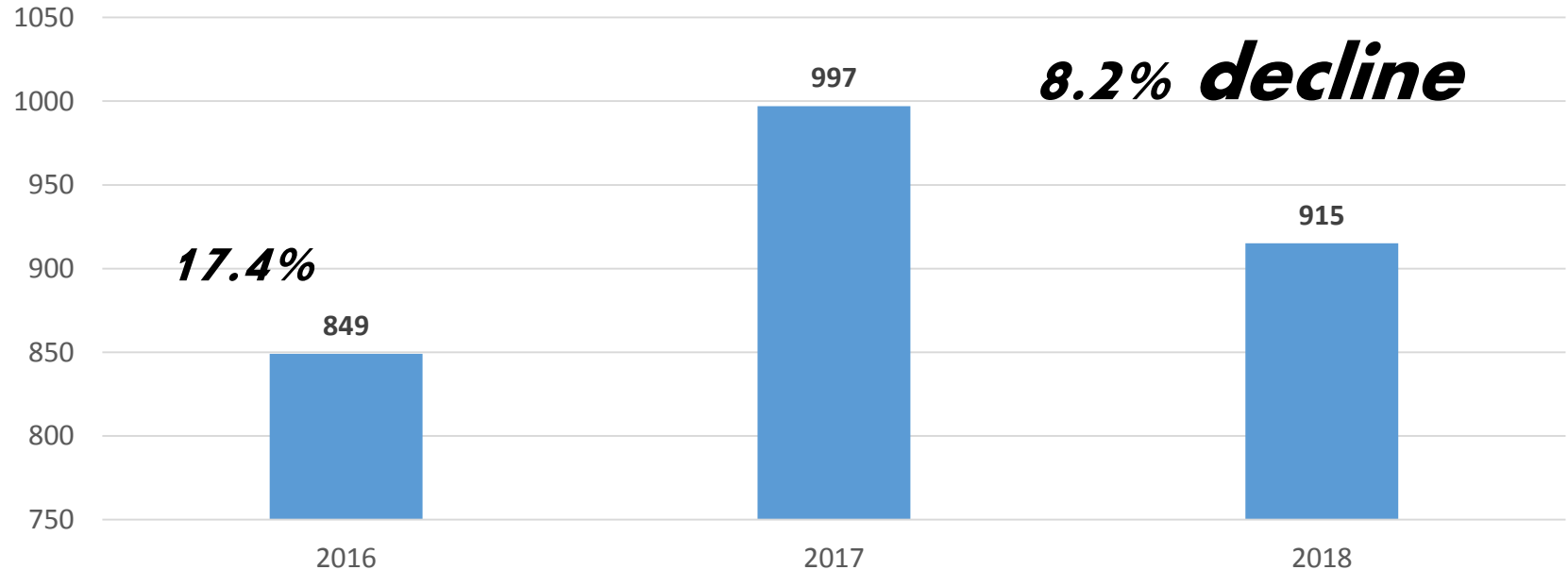
**2018 information is not available*

MDHHS Records: 2015-2017
Michigan Deaths from Cocaine, Heroin, and Opioids



Source: Michigan Department of Health and Human Services

WAYNE COUNTY DRUG OVERDOSE DEATHS: 2016-2018

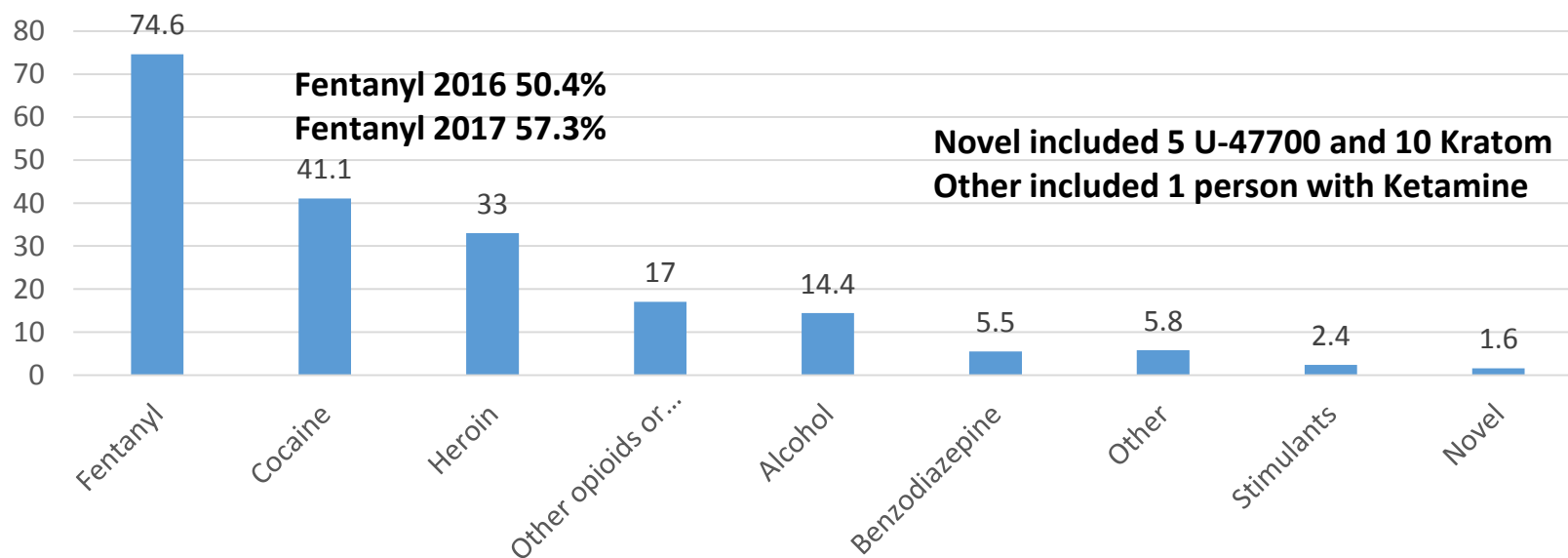


Source: Wayne County Medical Examiners Office

WAYNE COUNTY DRUG OVERDOSE DEATHS PREVALENCE OF SELECT DRUGS AS A CAUSE OF DEATH 2018

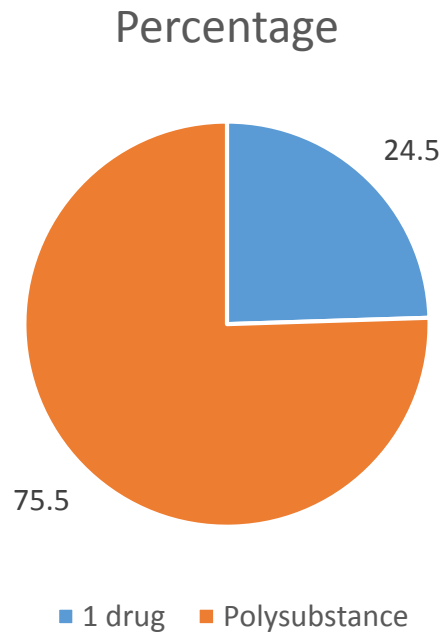


Percentages



Source: Wayne County Medical Examiners Office

2018 WAYNE COUNTY OVERDOSE DEATHS PRESENCE OF MULTIPLE DRUGS IN SYSTEM

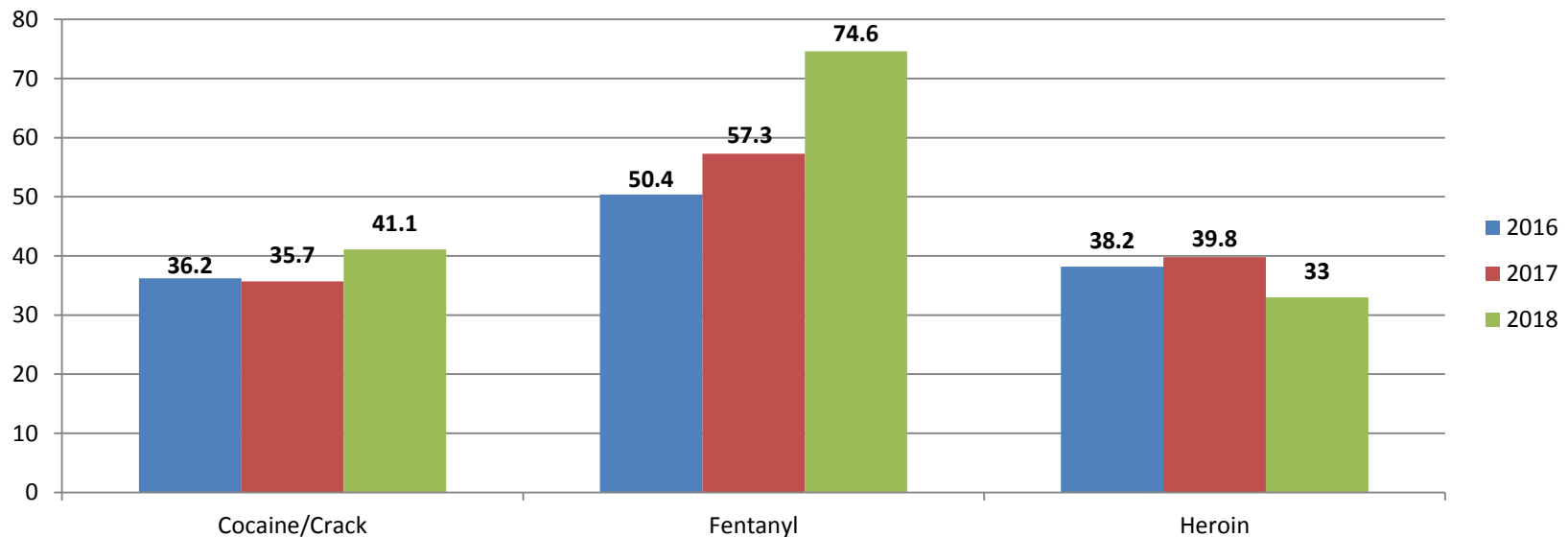


Most people had more than 1 drug listed as causing the death

PERCENTAGE OF WAYNE COUNTY DEATHS CAUSED BY COCAINE/CRACK, FENTANYL, & HEROIN: 2016-2018

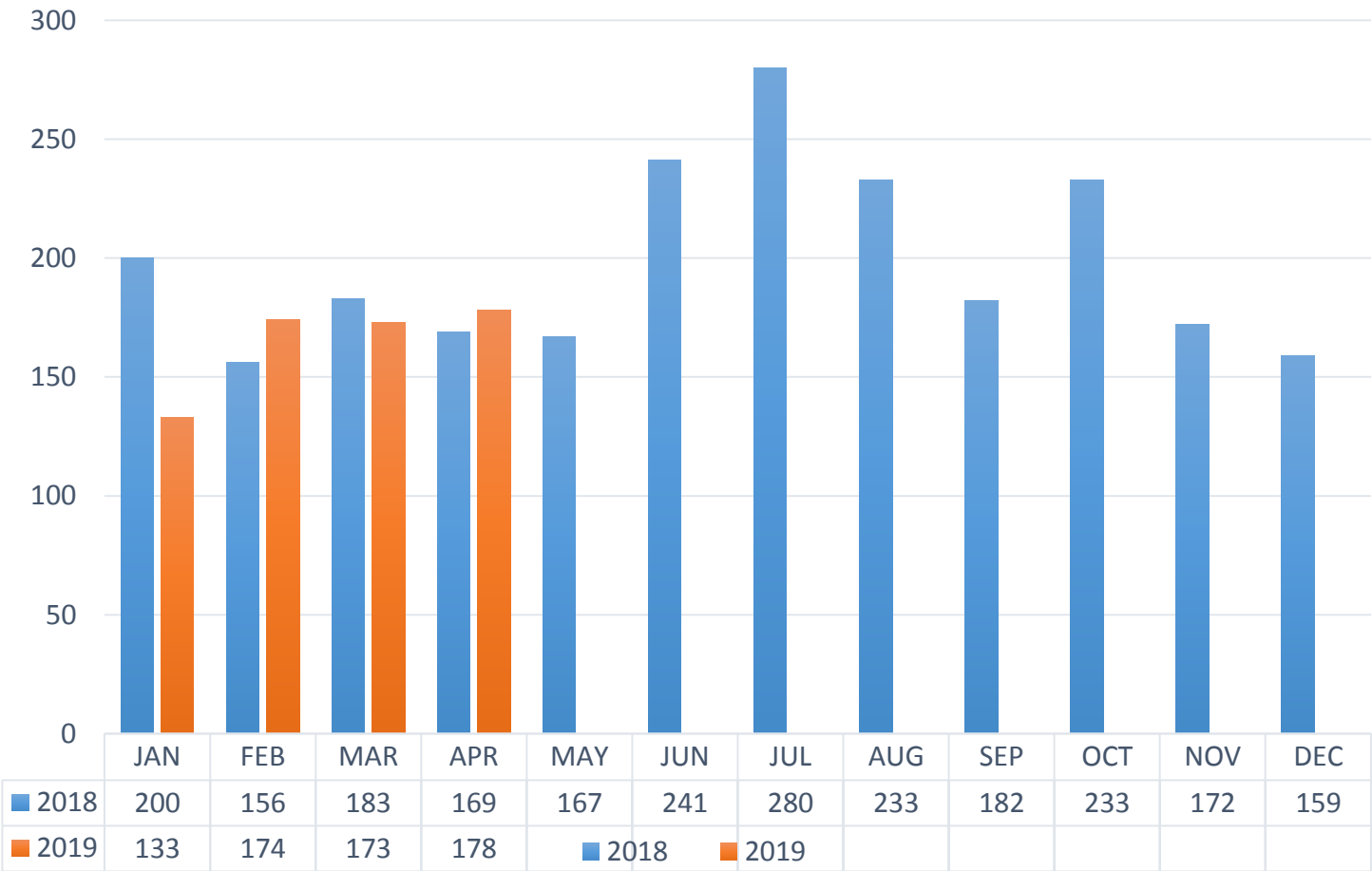


Wayne County Deaths: 2016-2018
*Percentage of listed drugs as a cause of death



Source: Wayne County Medical Examiners Office

DETROIT FIRE DEPARTMENT EMS NALOXONE DEPLOYMENT INCIDENTS



2018: 2375
2019: 760

OPIOIDS OVERDOSE DEATHS

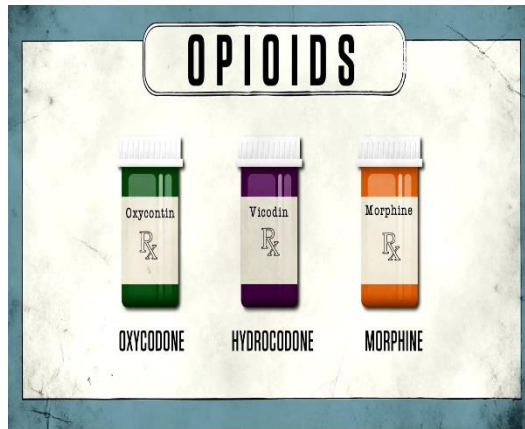


FENTANYL



Fentanyl Patch Placement

Rx



CARFENTANIL



IN 2017 HHS DECLARED THE OPIOID EPIDEMIC A PUBLIC HEALTH EMERGENCY



THE OPIOID EPIDEMIC BY THE NUMBERS



130+

People died every day from
opioid-related drug overdoses³
(estimated)



11.4 m

People misused
prescription opioids¹



47,600

People died from
overdosing on opioids²



2.1 million

People had an opioid use
disorder¹



886,000

People used heroin¹



81,000

People used heroin
for the first time¹



2 million

People misused prescription
opioids for the first time¹



15,482

Deaths attributed to
overdosing on heroin²



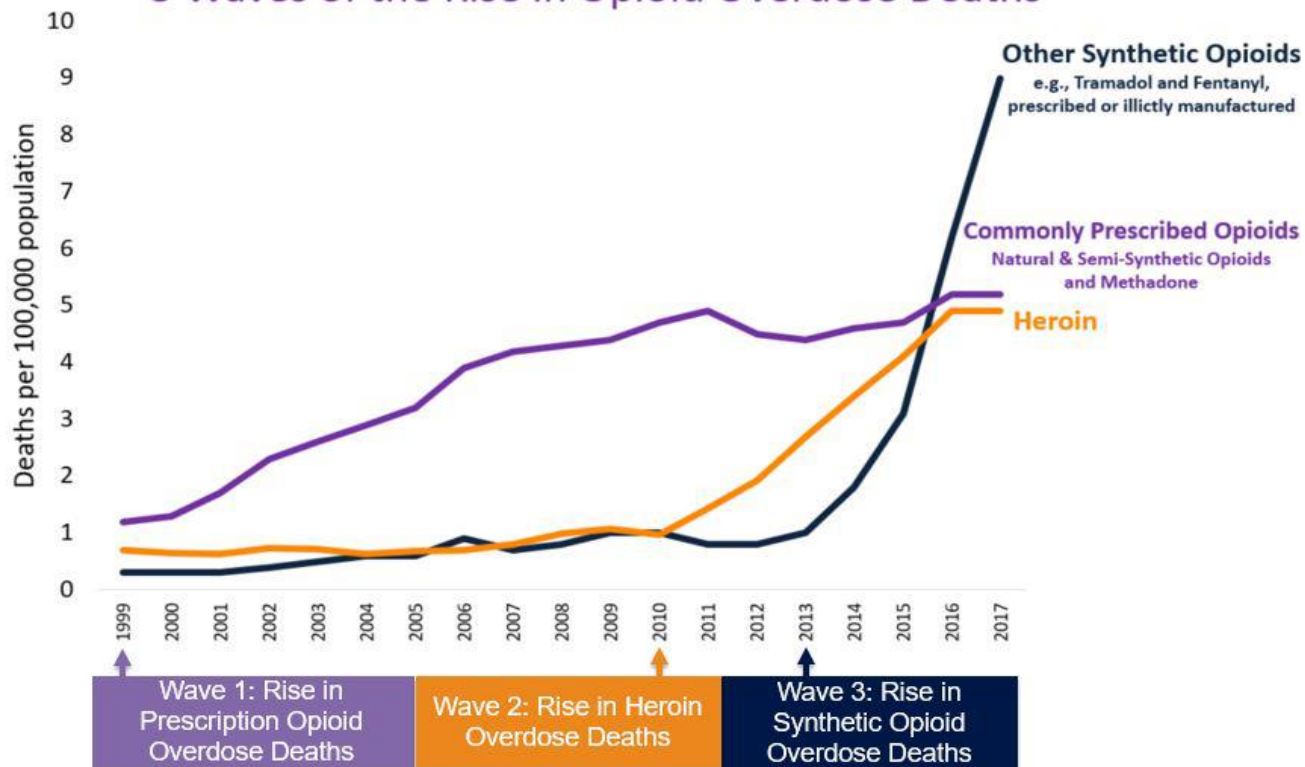
28,466

Deaths attributed to
overdosing on synthetic
opioids other than
methadone²

SOURCES

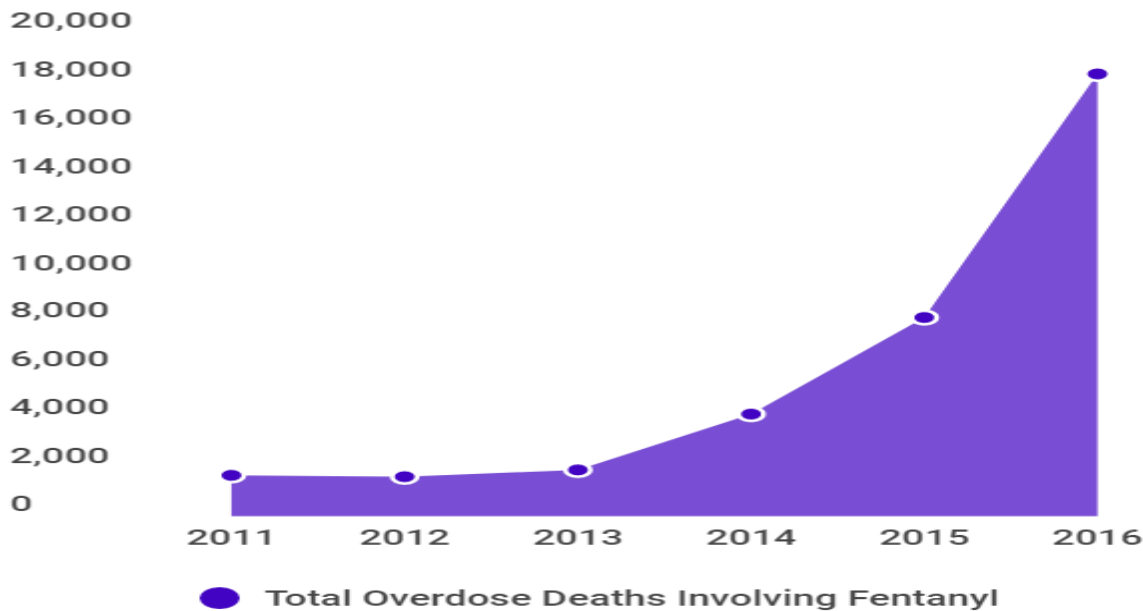
1. 2017 National Survey on Drug Use and Health, Mortality in the United States, 2016
2. NCHS Data Brief No. 293, December 2017
3. NCHS, National Vital Statistics System, Estimates for 2017 and 2018 are based on provisional data.

3 Waves of the Rise in Opioid Overdose Deaths



SOURCE: National Vital Statistics System Mortality File.

FENTANYL RELATED DEATHS IN THE UNITED STATES 2011-2016



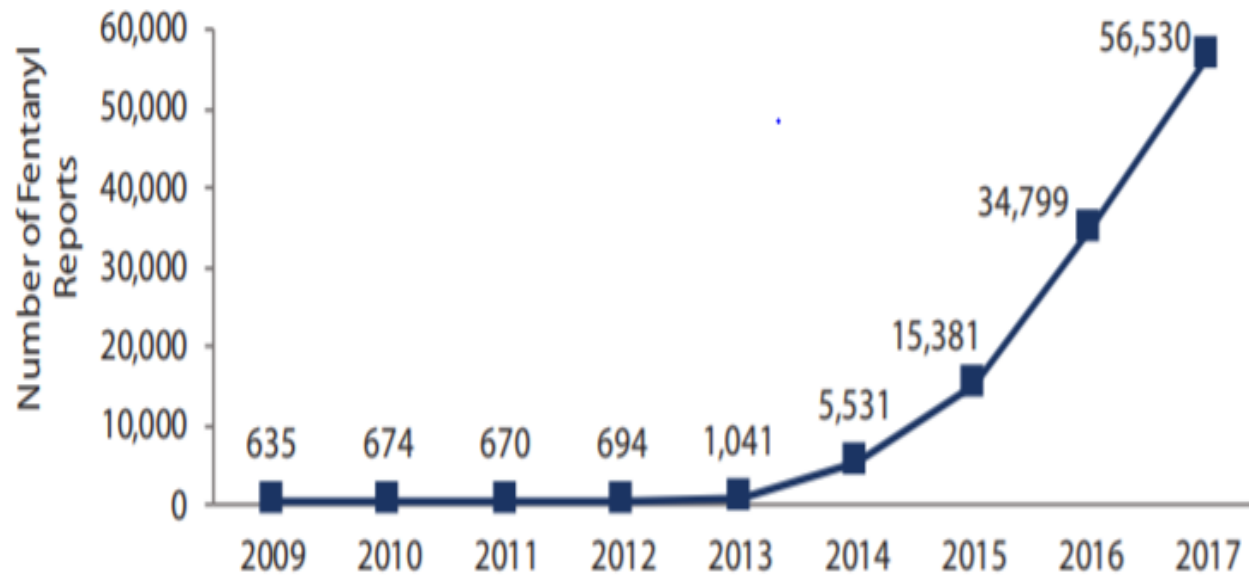
**FENTANYL RELATED
OVERDOSE DEATHS
ROSE FROM 1,663 IN
2011 TO 18,335 IN 2016
AND TO 28,466 IN 2017**

(Source: Centers for Disease Control and Prevention)

FORENSIC DRUG LAB SUBMISSIONS: FENTANYL 2009-2017

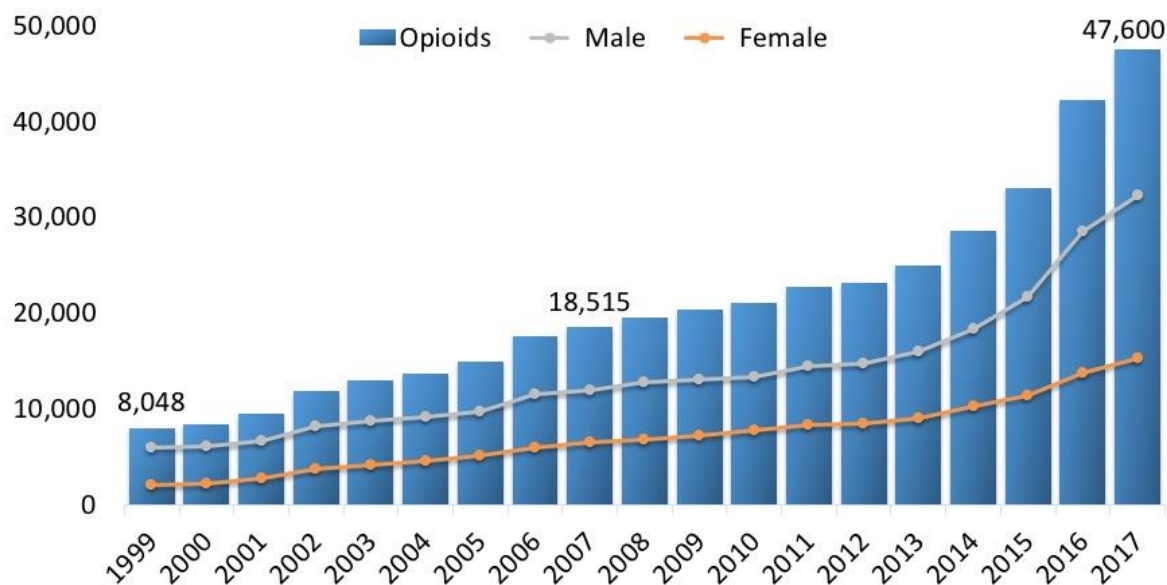


Figure 1. National annual estimates of fentanyl reports in NFLIS-Drug, January 2009–December 2017



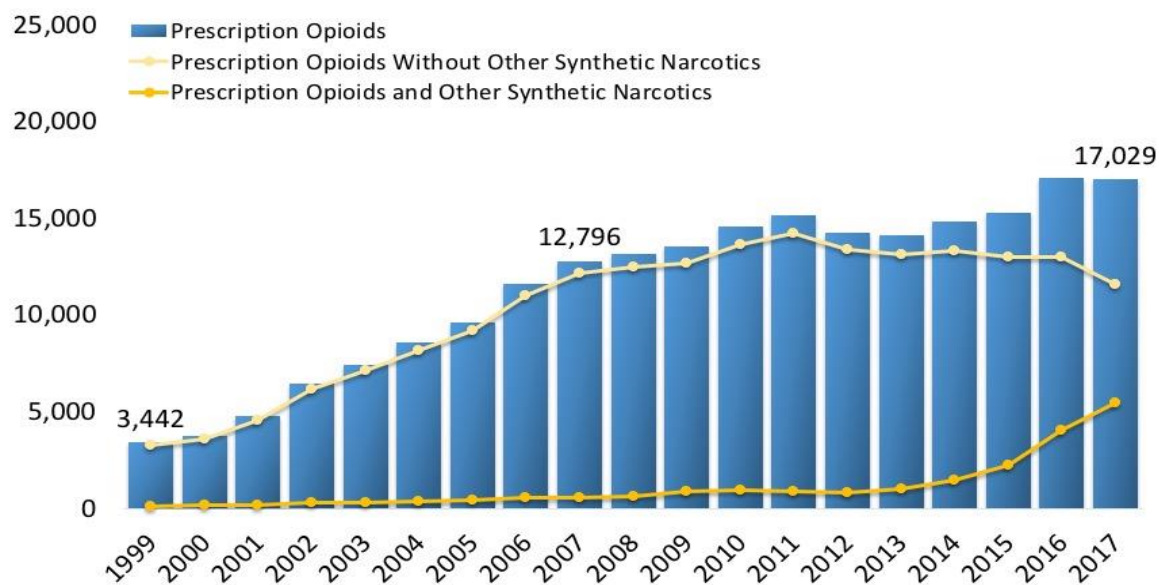
SOURCE: Special NFLIS-Drug Maps Release: Tracking Fentanyl and Fentanyl-Related Substances Reported in NFLIS by State, 2016–2017

Figure 3. **National Drug Overdose Deaths Involving Any Opioid,**
Number Among All Ages, by Gender, 1999-2017



Source : Centers for Disease Control and Prevention, National Center for Health Statistics. Multiple Cause of Death 1999-2017 on CDC WONDER Online Database, released December, 2018

Figure 4. **National Drug Overdose Deaths Involving Prescription Opioids, Number Among All Ages, 1999-2017**



Source: : Centers for Disease Control and Prevention, National Center for Health Statistics. Multiple Cause of Death 1999-2017 on CDC WONDER Online Database, released December, 2018

HEROIN OVERDOSE DEATHS





Heroin use is part of a larger substance abuse problem.

Nearly all people who used heroin also used at least 1 other drug.

Most used at least **3** other drugs.

Heroin is a highly addictive opioid drug with a high risk of overdose and **death** for users.

People who are addicted to...



ALCOHOL

are

2x



MARIJUANA

are

3x



COCAINE

are

15x



Rx OPIOID PAINKILLERS

are

40x

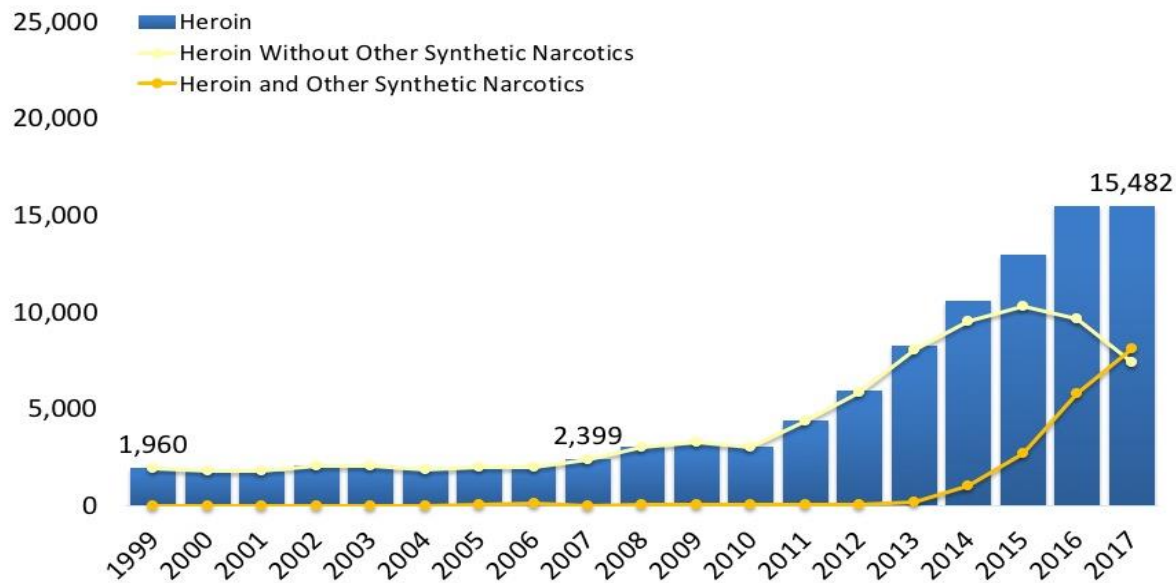
...more likely to be addicted to heroin.



Vital^{CDC}signs™



Figure 5. **National Drug Overdose Deaths Involving Heroin**
Number Among All Ages, 1999-2017

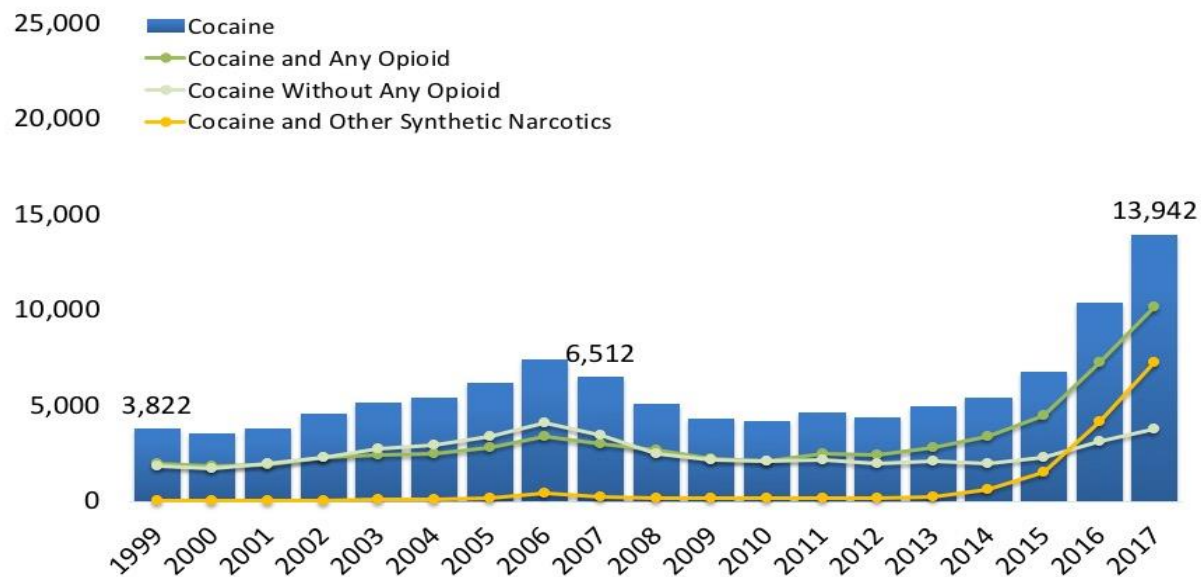


Source : Centers for Disease Control and Prevention, National Center for Health Statistics. Multiple Cause of Death 1999-2017 on CDC WONDER Online Database, released December, 2018

COCAINE OVERDOSE DEATHS



Figure 7. **National Drug Overdose Deaths Involving Cocaine,
by Opioid Involvement**
Number Among All Ages, 1999-2017



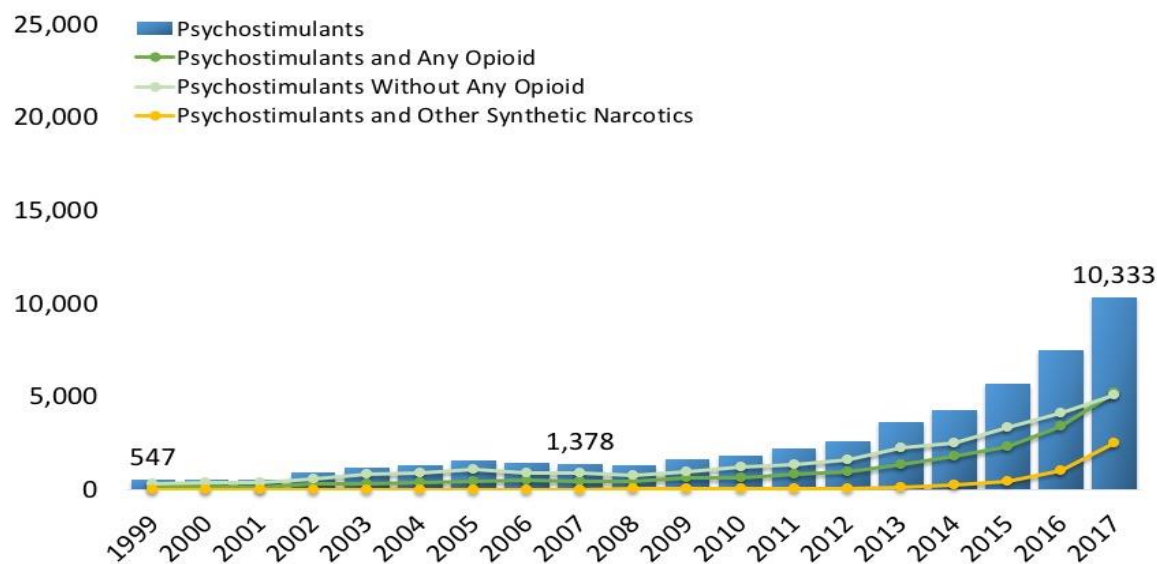
Source: : Centers for Disease Control and Prevention, National Center for Health Statistics. Multiple Cause of Death 1999-2017 on CDC WONDER Online Database, released December, 2018

METHAMPHETAMINE OVERDOSE DEATHS



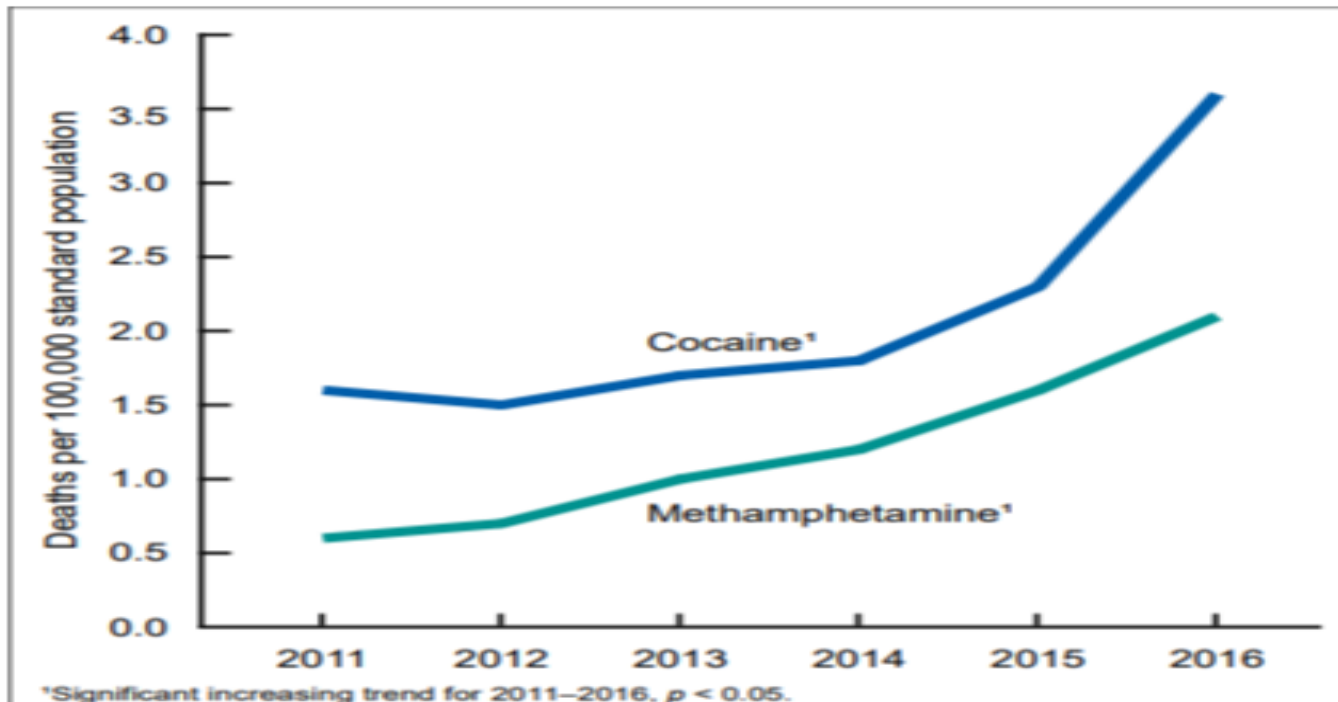
- According to the CDC: the number of fatal overdose deaths involving methamphetamine more than tripled between 2011 and 2016.
- CDC: The percentage of [overdose deaths](#) involving methamphetamine grew from less than 5 percent to nearly 11 percent during the same time period.
- [meth seizures at the border tripled between 2012 and 2018](#)
- There were 10,333 drug overdose deaths involving Meth in 2017 up from 7,633 that occurred in 2016.

Figure 6. National Drug Overdose Deaths Involving Psychostimulants With Abuse Potential (Including Methamphetamine), by Opioid Involvement
Number Among All Ages, 1999-2017



Source: : Centers for Disease Control and Prevention, National Center for Health Statistics. Multiple Cause of Death 1999-2017 on CDC WONDER Online Database, released December, 2018

RISE IN METHAMPHETAMINE OVERDOSE DEATHS 2011-2016



SOURCE: NCHS, National Vital Statistics System, Mortality files linked with death certificate literal text, 2011–2016.

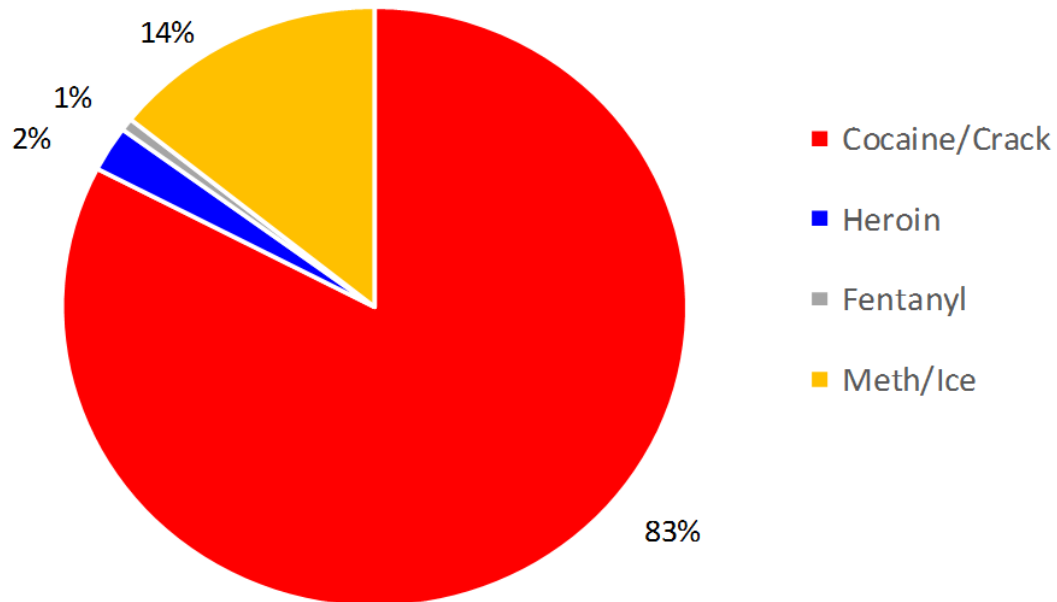


DRUG SEIZURE DATA

THE THREAT (NATIONALLY)



HIDTA 2017 Seizures





HIDTA Program Drug Seizures, 2011-2018*
(in kilograms)

	2011	2012	2013	2014	2015	2016	2017	2018
Marijuana	3,780,128	3,002,255	2,923,895	2,350,869	2,029,554	2,518,692	1,929,698	1,729,252
Cocaine/Crack	66,438	50,358	50,333	68,398	80,232	106,387	166,553	177,672
Methamphetamine/Ice	7,870	15,322	15,266	26,158	24,236	25,911	31,326	75,444
Heroin	2,312	2,807	3,145	5,559	5,245	4,726	4,909	7,102
Fentanyl (KGS)	0.3	0.2	1.2	21.8	77.1	476.0	1,336	1,758
Fentanyl (DUS)	240	73	5,417	816	1,125	13,920	49,573	290,274
Prescription Narcotics (KGS)	175	464	502	1,224	825	1,008	919	1,019
Prescription Narcotics (DUS)	922,696	622,429	543,567	579,346	1,788,474	693,647	428,146	546,489

* As of March 19, 2019

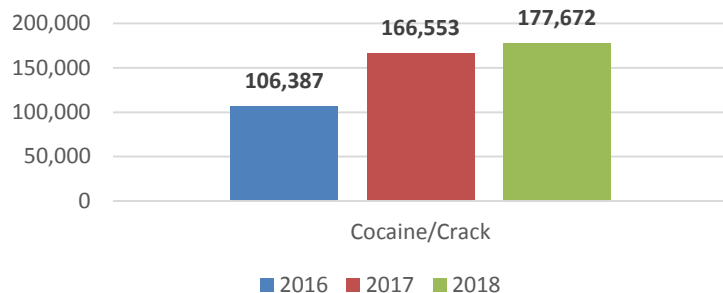
Source: National HIDTA PMP System

NATIONAL HIDTA DRUG SEIZURES: 2016-2018

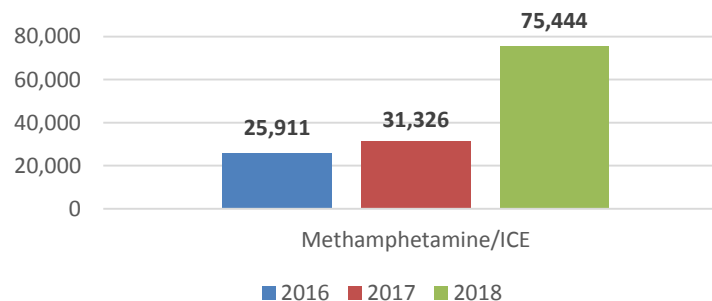
COCAINE/CRACK, FENTANYL, HEROIN, & METHAMPHETAMINE/ICE



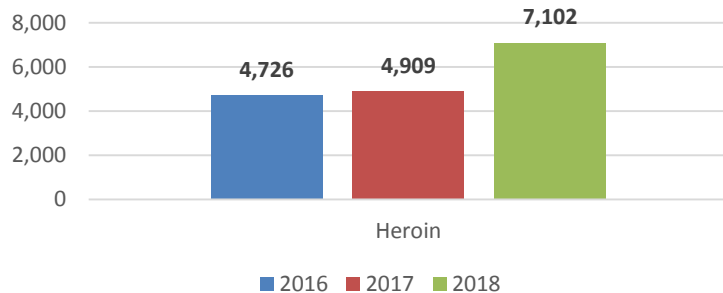
National HIDTA **Cocaine** Seizures (KGs): 2016-2018



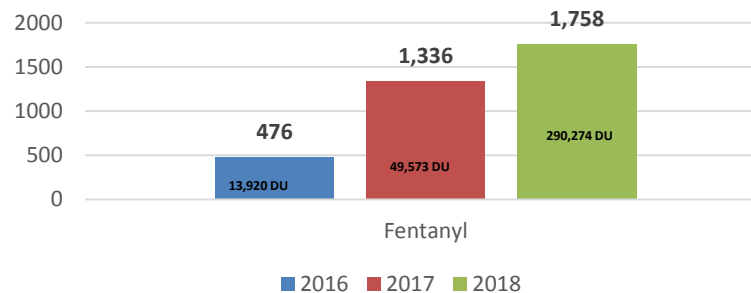
National HIDTA **Methamphetamine/ICE** Seizures (KGs): 2016-2018



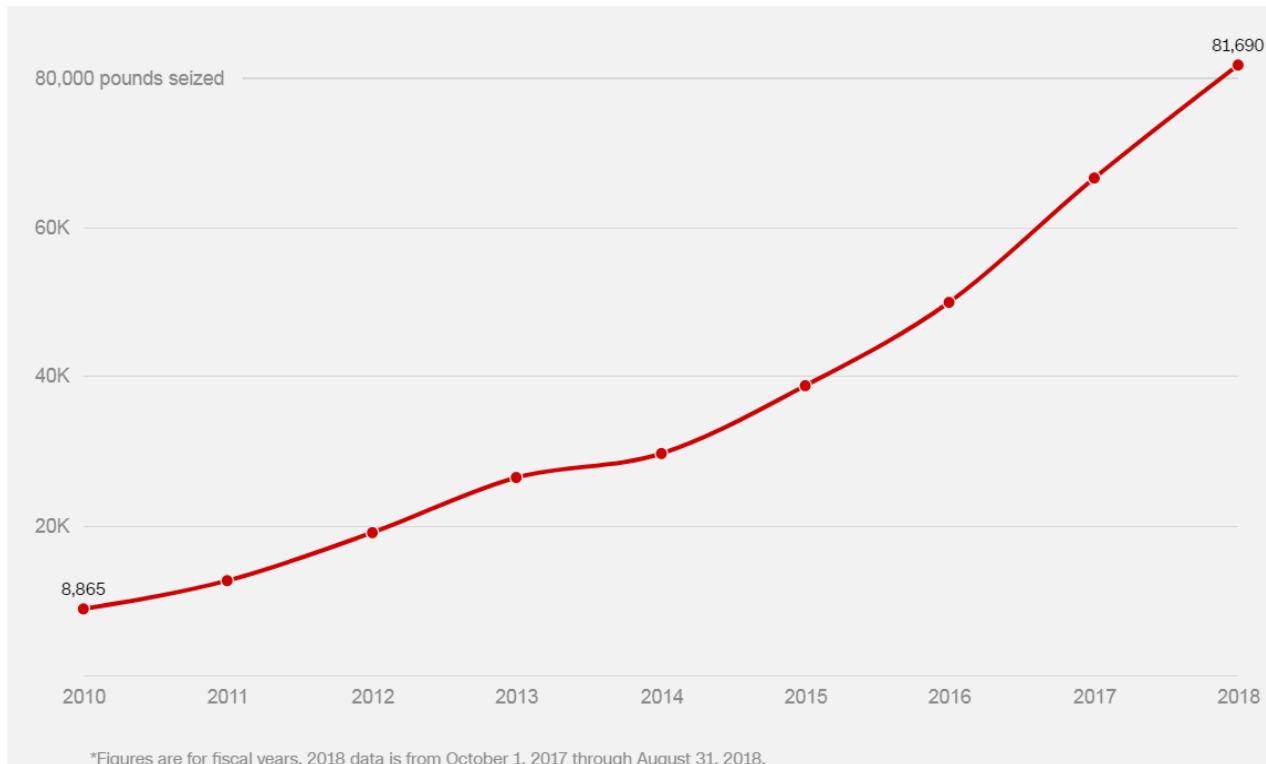
National HIDTA **Heroin** Seizures (KGs): 2016-2018



National HIDTA **Fentanyl** Seizures (KGs): 2016-2018



DRAMATIC RISE IN METHAMPHETAMINE SEIZURES BY US CUSTOMS AND BORDER PROTECTION: 2010-2018



Over the past 8 years, there has been a nearly 10-fold increase in the amount of methamphetamine seized by US Customs and Border Protection (USBP), from 8,900 lbs in 2010 to more than 82,000 in 2018

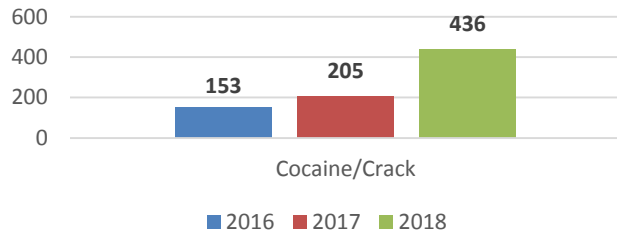
MICHIGAN HIDTA DRUG SEIZURES: 2016-2018

COCAINE/CRACK, FENTANYL, HEROIN, & METHAMPHETAMINE/ICE

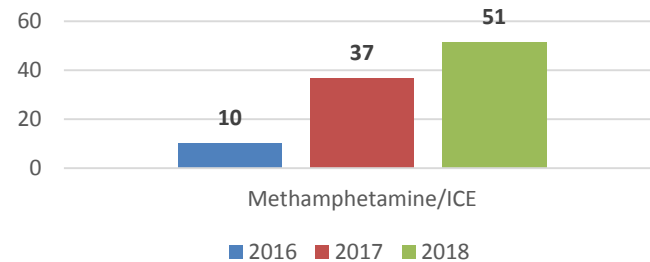
**Seizures are rounded to the nearest whole number*



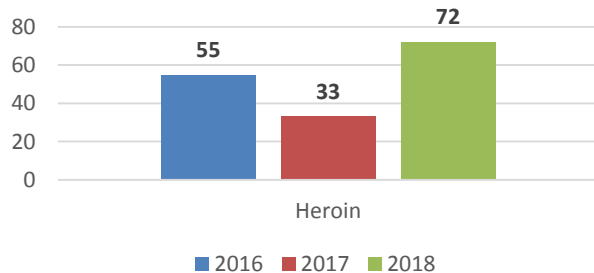
Michigan HIDTA **Cocaine** Seizures (KGs): 2016-2018



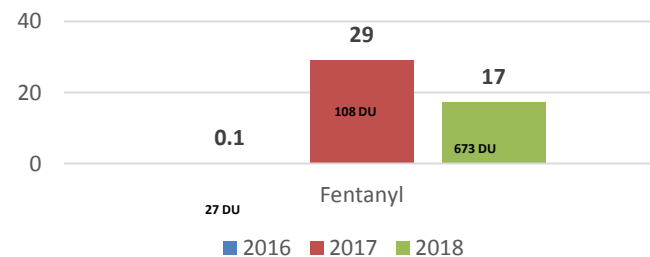
Michigan HIDTA **Methamphetamine/ICE** Seizures (KGs): 2016-2018



Michigan HIDTA **Heroin** Seizures (KGs): 2016-2018



Michigan HIDTA **Fentanyl** Seizures (KGs): 2016-2018



HIDTA DRUG SEIZURES: 2016-2018

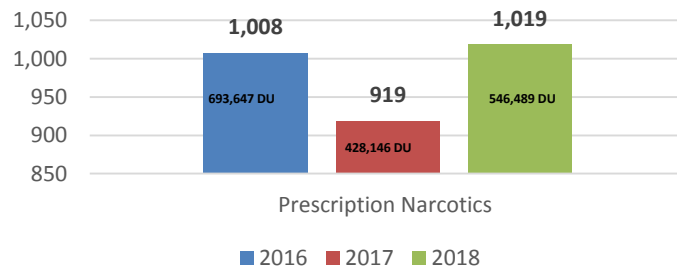
PRESCRIPTION NARCOTICS

**Seizures are rounded to the nearest whole number*



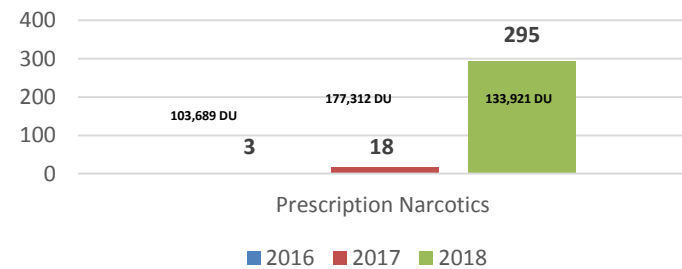
National HIDTA Prescription Narcotics Seizures

National HIDTA **Prescription Narcotics** Seizures
(KGs):
2016-2018



Michigan HIDTA Prescription Narcotics Seizures

Michigan HIDTA **Prescription Narcotics** Seizures
(KGs):
2016-2018



HIDTA CONTACT INFORMATION



EXECUTIVE DIRECTOR

Craig A. Summers
313-967-4506
csummers@mi.hidta.net

DEPUTY DIRECTOR

Ranaldo Ollie
313-967-4505
rollie@mi.hidta.net

ISDC COORDINATOR

William Castro
313-967-4542
wcastro@mi.hidta.net

DRUG INTEL OFFICER (DIO)

Robert Kerr
313-967-4601
rkerr@mi.hidta.net

PUBLIC HEALTH ANALYST

Amanda Kogowski
734-936-4899
amandkog@med.umich.edu

Questions?